Stockholm IPSC Winter cup

Deltävling 1

2015-10-25

Submitted by:
Stockholms Försvarsutbildares skf

Match Director:
Frida Holmkvist

Stockholm IPSC Winter cup, deltävling 1

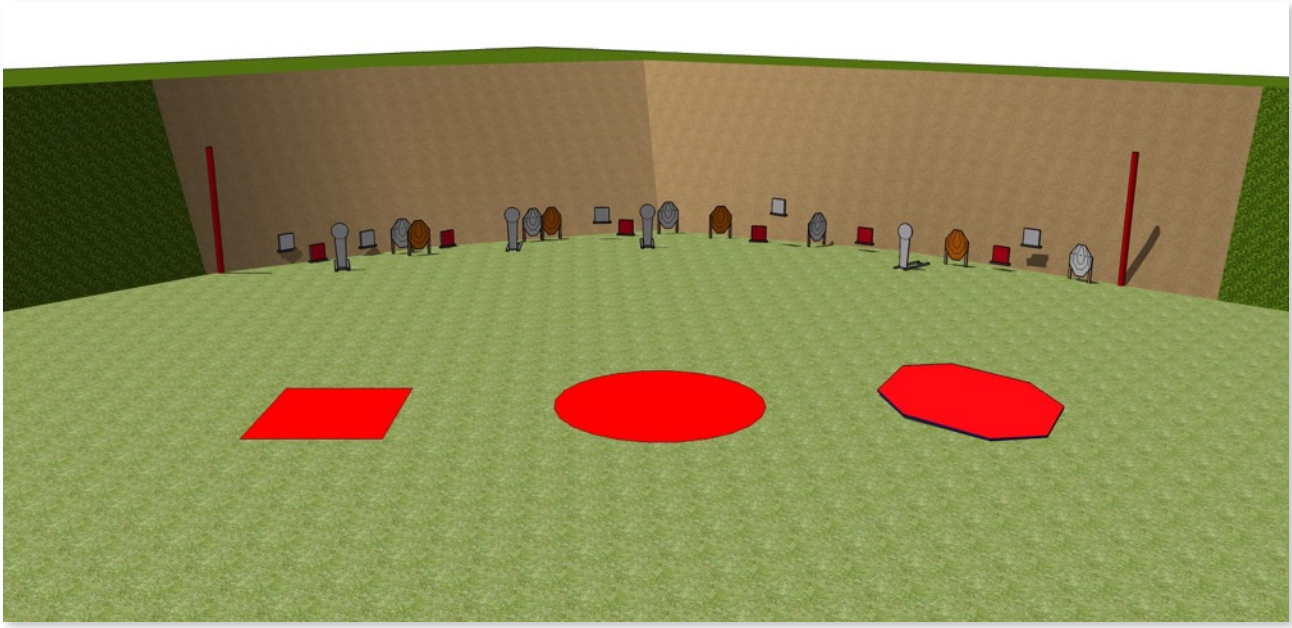

COURSE DESCRIPTION				
	STAGE	**1**	STAGE NAME	**B3**
	COURSE TYPE	**Short**	NO-SHOOT TARGETS	**Yes**
	ROUNDS TO BE SCORED	**12**	MAXIMUM POINTS	**60**
	TARGETS	**4 IPSC targets, 4 IPSC plates and 4 IPSC popper**		
	START POSITION	**Standing relaxed.**		
	READY CONDITION	**Gun loaded and holstered.**		
	TIME STARTS	**On audible signal**		
	PROCEDURE	**On signal - Engage targets. Square targets from square box, rounded targets from round box and octagon shaped targets from octagon box. Engage with a minimum of one round.**		
	SAFETY ANGLES	**Flag to the left and right.**		

Stockholm IPSC Winter cup, deltävling 1

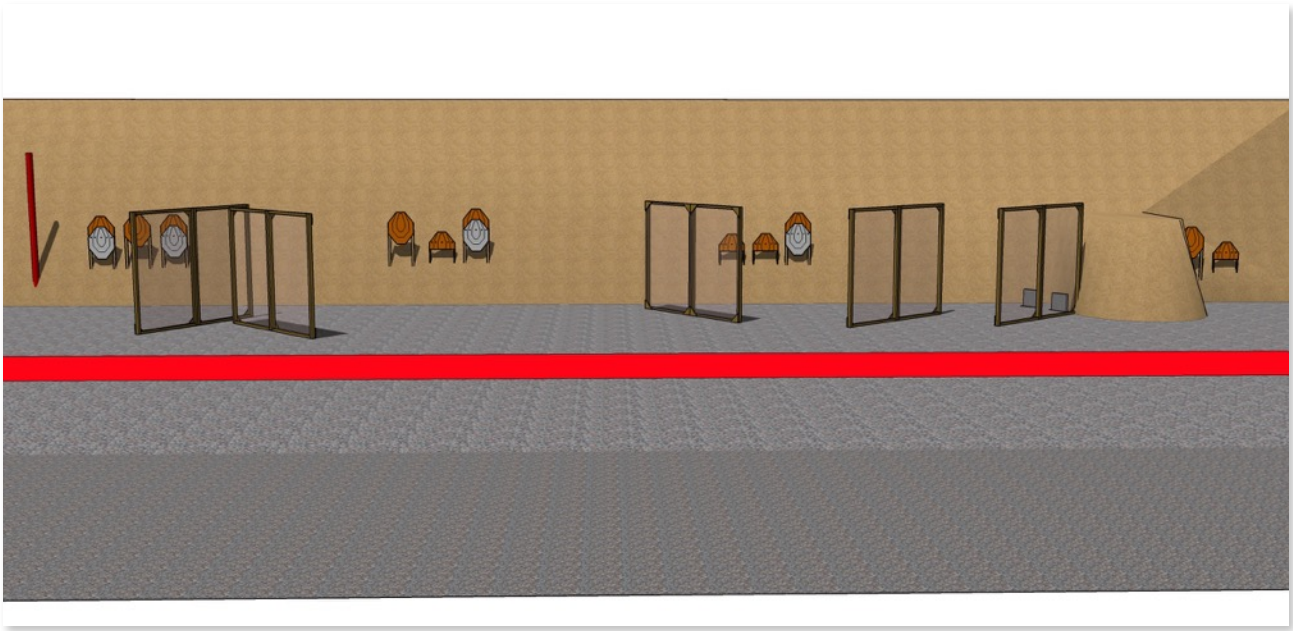

COURSE DESCRIPTION				
	STAGE	**2**	STAGE NAME	**B5**
	COURSE TYPE	**Medium**	NO-SHOOT TARGETS	**Yes**
	ROUNDS TO BE SCORED	**24**	MAXIMUM POINTS	**120**
	TARGETS	**11 IPSC targets 2 IPSC plates**		
	START POSITION	**Standing relaxed.**		
	READY CONDITION	**Gun loaded and holstered.**		
	TIME STARTS	**On audible signal**		
	PROCEDURE	**On signal - engage targets.**		
	SAFETY ANGLES	**Flag to the left and 90 degrees to the right.**		

Stockholm IPSC Winter cup, deltävling 1

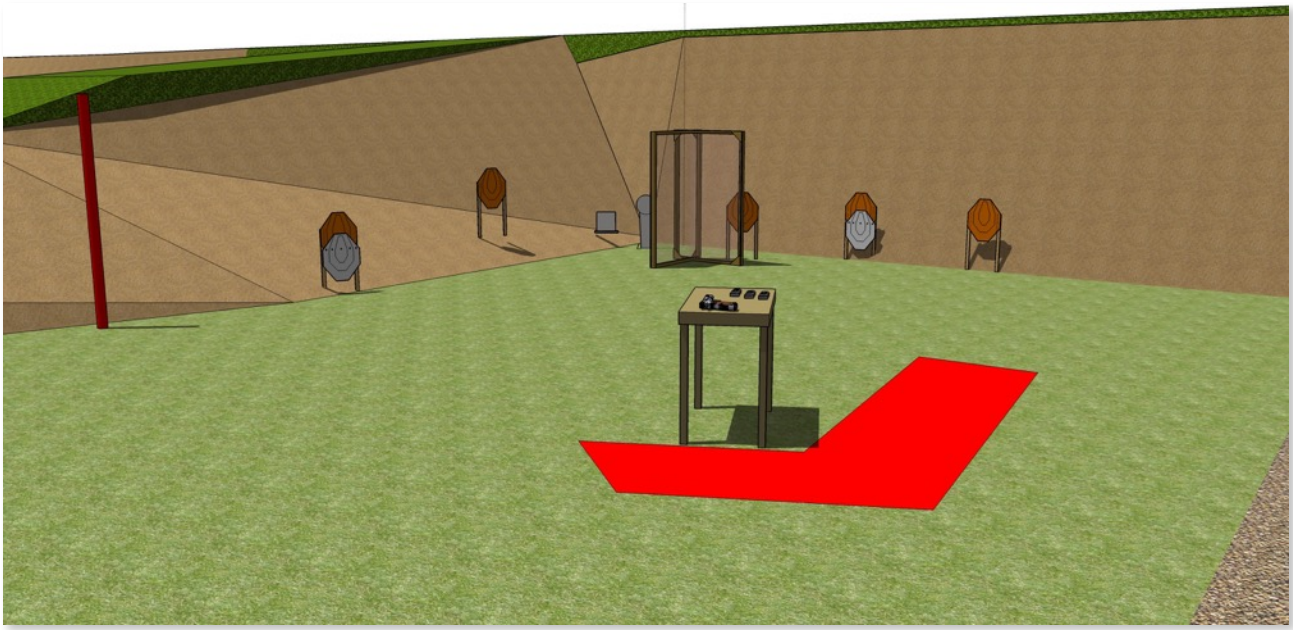

COURSE DESCRIPTION				
	STAGE	**3**	STAGE NAME	**B6**
	COURSE TYPE	**Short**	NO-SHOOT TARGETS	**Yes**
	ROUNDS TO BE SCORED	**12**	MAXIMUM POINTS	**60**
	TARGETS	**5 IPSC targets, 1 plate and 1 IPSC popper**		
	START POSITION	**Standing relaxed.**		
	READY CONDITION	**Gun empty, lying flat on the table as shown by RO. All magazines clips and speed loaders to be used on the table.**		
	TIME STARTS	**On audible signal**		
	PROCEDURE	**On signal - engage targets.**		
	SAFETY ANGLES	**Flag to the left and right**		

Stockholm IPSC Winter cup, deltävling 1



COURSE DESCRIPTION				
	STAGE	**4**	STAGE NAME	**B7**
	COURSE TYPE	**Short**	NO-SHOOT TARGETS	**Yes**
	ROUNDS TO BE SCORED	**11**	MAXIMUM POINTS	**55**
	TARGETS	**5 IPSC targets and 1 IPSC plate**		
	START POSITION	**Standing relaxed.**		
	READY CONDITION	**Gun loaded and holstered with empty chamber. Revolver loaded and holstered.**		
	TIME STARTS	**On audible signal**		
	PROCEDURE	**On signal - engage targets**		
	SAFETY ANGLES	**Flag to left and flag to right.**		

Stockholm IPSC Winter cup, deltävling 1

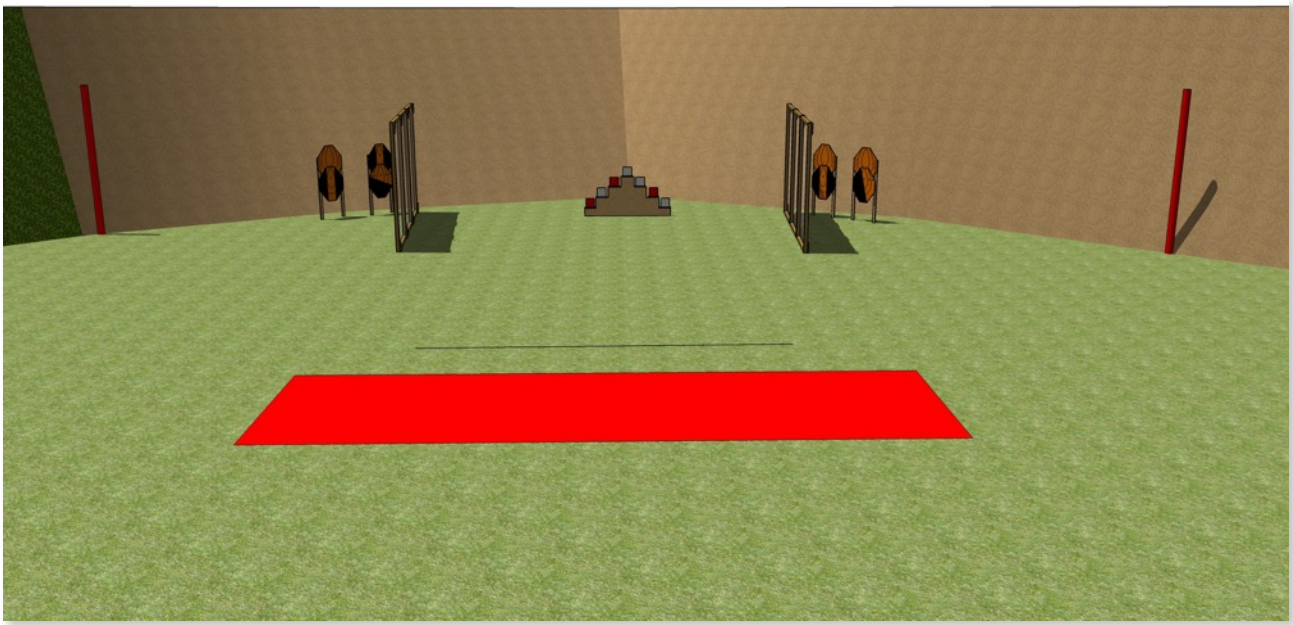

COURSE DESCRIPTION				
	STAGE	**5**	STAGE NAME	**B8**
	COURSE TYPE	**Medium**	NO-SHOOT TARGETS	**No**
	ROUNDS TO BE SCORED	**20**	MAXIMUM POINTS	**100**
	TARGETS	**8 IPSC targets and 4 IPSC plates**		
	START POSITION	**Standing relaxed**		
	READY CONDITION	**Gun loaded and holstered.**		
	TIME STARTS	**On audible signal**		
	PROCEDURE	**On signal - engage targets.**		
	SAFETY ANGLES	**Flag to the left and right.**		

Stockholm IPSC Winter cup, deltävling 1

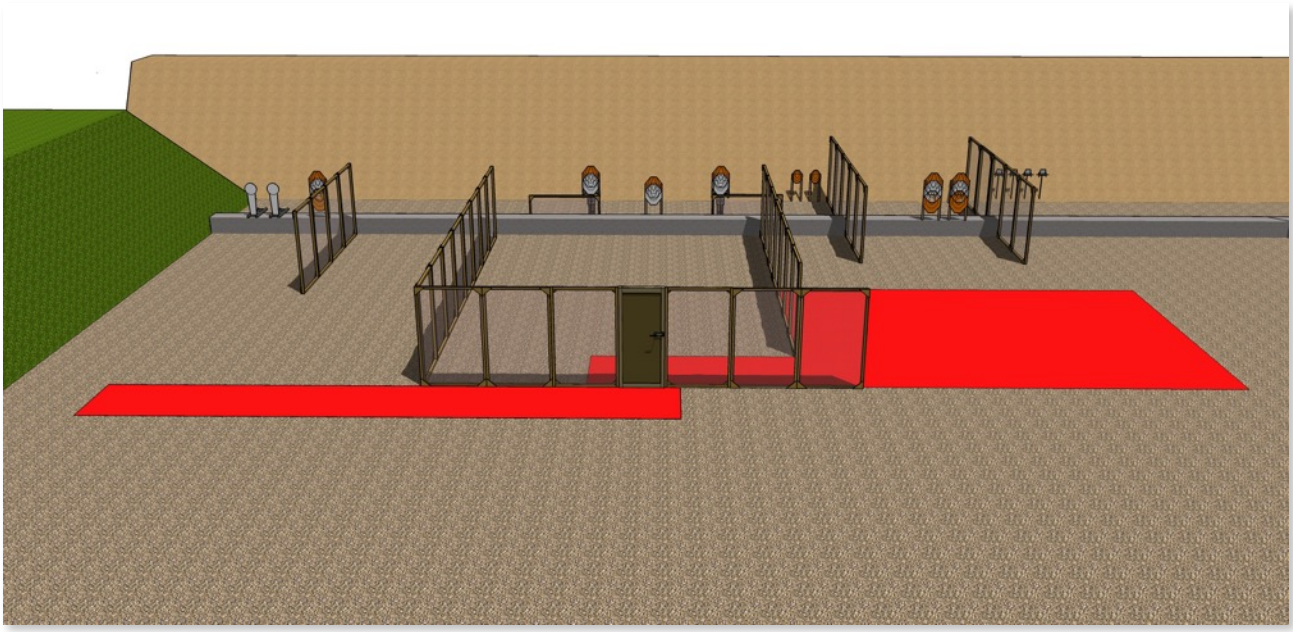

COURSE DESCRIPTION				
	STAGE	**6**	STAGE NAME	**B 100**
	COURSE TYPE	**Long**	NO-SHOOT TARGETS	**Yes**
	ROUNDS TO BE SCORED	**28**	MAXIMUM POINTS	**140**
	TARGETS	**9 IPSC targets, 2 IPSC mini targets, 2 IPSC poppers and 4 IPSC plates.**		
	START POSITION	**Standing relaxed.**		
	READY CONDITION	**Gun loaded and holstered.**		
	TIME STARTS	**On audible signal**		
	PROCEDURE	**On signal - engage targets. Opening door will release moving targets which will remain visible at rest.**		
	SAFETY ANGLES	**90 degrees to the left and flag to the right.**		